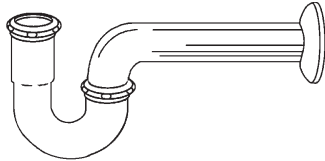


WASTE & SUPPLY PRODUCTS

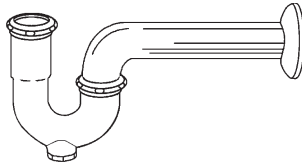
P-TRAPS-NO CLEANOUT

PART #	DESCRIPTION
40800853	1-1/4" 22 GA
40800508	1-1/4" 20 GA
40800005	1-1/4" 17 GA
40800540	1-1/2" 22 GA
40801062	1-1/2" 20 GA
40800006	1-1/2" 17 GA



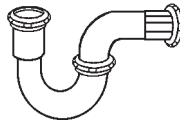
P-TRAPS-WITH CLEANOUT

PART #	DESCRIPTION
40800011	1-1/4" 17 GA
40800012	1-1/2" 17 GA



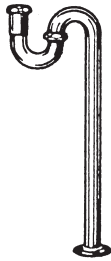
REPAIR TUBE TRAPS

PART #	DESCRIPTION
40800466	1-1/4" 20 GA
40801096	1-1/2" 20 GA



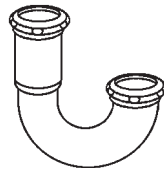
S-TRAPS

PART #	DESCRIPTION
50552030	1-1/4" 22 GA
40800039	1-1/4" 17 GA
50552034	1-1/2" 22 GA
40800040	1-1/2" 17 GA



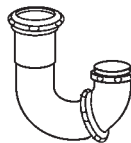
J-BENDS

PART #	DESCRIPTION
50552050	1-1/4" 22 GA
40801097	1-1/4" 20 GA
40800007	1-1/4" 17 GA
50552056	1-1/2" 22 GA
50552058	1-1/2" 20 GA
40800008	1-1/2" 17 GA



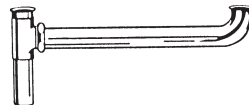
SINK TRAP J-BENDS

PART #	DESCRIPTION
40800479	1-1/4" 20 GA
50552064	1-1/2" 22 GA
40801063	1-1/2" 20 GA



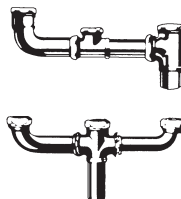
CONTINUOUS WASTE-END OUTLET

PART #	DESCRIPTION
50552102	1-1/2" X 16" 22 GA D.C
50552104	1-1/2" X 16" 22 GA Slip Joint



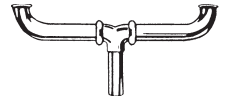
THREE COMPARTMENT WASTE

PART #	DESCRIPTION
50552763	1-1/2" 20 GA 24" Centers End outlet
50552323	1-1/2" 20 GA 25" Centers Center outlet




CONTINUOUS WASTE-CENTER OUTLET

PART #	DESCRIPTION
50552112	1-1/2" x 16" 22 GA Direct Conn.
50552114	1-1/2" x 16" 22 GA Slip Joint




WASTE ARMS

PART #	DESCRIPTION
50552130	1-1/2" x 7" 22 GA Direct Conn.
50552132	1-1/2" x 15" 22 GA Direct Conn.
50552134	1-1/2" x 24" 22 GA Direct Conn.
50552140	1-1/2" x 7" 22 GA Slip Joint
50552144	1-1/2" x 15" 22 GA Slip Joint
50552148	1-1/2" x 24" 22 GA Slip Joint
50552150	1-1/2" x 30" 22 GA Slip Joint



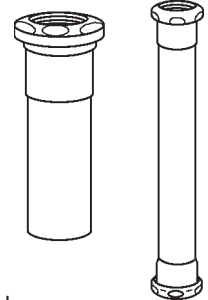
WALL BENDS

PART #	DESCRIPTION
50552070	1-1/4" X 8" 22 GA
50550274	1-1/4" x 8" 17 GA
50552072	1- 1/4" x 12" 22 GA
40800042	1-1/4" x 15" 17 GA
50552076	1-1/2" x 9" 22 GA
40801064	1-1/2" x 9" 17 GA
50552078	1- 1/2" x 12" 22 GA
40800043	1-1/2" x 15" 17 GA



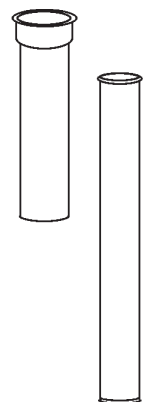
TAILPIECES – EXTENSION TUBES – SLIP JOINT

PART #	DESCRIPTION
50552169	1-1/4" X 6" 22 GA
40800056	1-1/4" x 6" 17 GA
40800626	1-1/4" x 8" 22 GA
40800057	1-1/4" x 8" 17 GA
40800058	1-1/4" x 12" 17 GA
40800627	1-1/2" x 6" 22 GA
50552182	1-1/2" x 8" 22 GA
40800060	1-1/2" x 8" 17 GA
50552184	1-1/2" x 12" 22 GA
40800061	1-1/2" x 12" 17 GA
50552276	1-1/4" x 16" 22 GA Dble. S.J.
50552278	1-1/2" x 16" 22 GA Dble. S.J.



TAILPIECES – FLANGED

PART #	DESCRIPTION
50552246	1-1/2" X 1-1/4" X 6" 17 GA
50552248	1-1/2" x 1-1/4" x 10" 17 GA
50552240	1-1/2" x 1-1/4" x 12" 22 GA
40800854	1-1/4" x 6" 17 GA
50552252	1-1/2" x 4" 22 GA
50552262	1-1/2" x 4" 17 GA
40800045	1-1/2" x 6" 17 GA
50552256	1-1/2" x 8" 22 GA
40800046	1-1/2" x 8" 17 GA
40800047	1-1/2" x 12" 17 GA
50552258	1-1/2" x 12" 22 GA double flange
40801065	1-1/2" x 16" 17 GA double flange



**TOTAL
MAINTENANCE
SOLUTIONS**

HOUSTON
800/392-5066

ORLANDO
800/327-3022


GREENVILLE
800/476-2212

LOOK FOR US ON THE WEB AT: www.TMSSouth.com

WASTE & SUPPLY PRODUCTS


TAILPIECES-THREADED ON 1-1/2" END

PART #	DESCRIPTION
50552280	1-1/2" X 1- 1/4" x 6" 20 GA
50552282	1-1/2" x 1-1/4" x 12" 20 GA




WASTE TUBES- THREADED ON ONE END

PART #	DESCRIPTION
40801066	1-1/4" X 4" 17 GA
50552504	1-1/4" X 6" 17 GA
50552292	1-1/4" X 8" 20 GA
40800541	1-1/4" X 8" 17 GA
50552502	1-1/2" X 4" 20 GA
50552294	1-1/2" X 8" 20 GA



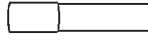
WASTE TUBES-THREADED ON BOTH ENDS

PART #	DESCRIPTION
40800049	1-1/4" X 12" 17 GA
50552250	1- 3/8" X 12" 22 GA
40801067	1-1/2" X 8" 17 GA
40800051	1-1/2" X 12" 20 GA



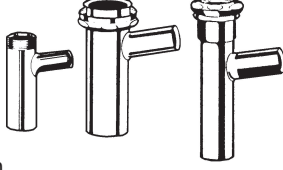
EXTENSION TUBES TO SOLDER

PART #	DESCRIPTION
50552286	1-1/4" X 8" 22 GA
40801069	1-1/4" X 8" 17 GA
50552291	1-1/2" X 6" 22 GA




DISHWASHER BRANCH TAILPIECES

PART #	DESCRIPTION
40801099	1-1/2" x 8" D.C. with 3/4" hose connection
40801100	1-1/2" X 8" S.J. with 3/4" hose connection
40801101	1-1/2" X 8" thread top with 3/4" hose connection




WASTE PARTS-CONTINUOUS WASTE

PART #	DESCRIPTION
40801070	1-1/2" Tee for E.O. waste Direct Conn.
40801071	1-1/2" Tee for E.O. waste slip joint
40801072	1-1/2" Tee for C.O. waste
40800030	1-1/2" Three-way repair tee
50552210	1-1/2" 17 GA waste nipple



WASTE CONNECTIONS

PART #	DESCRIPTION
40800277	1-1/2" S.J. X 1-1/2" MIP X 1-1/2" SWT
40800280	1-1/2" S.J. X 1-1/2" FIP



DOUBLE SLIP REPAIR CONNECTIONS

PART #	DESCRIPTION
40800024	1-1/2" 90 ELL
40800028	1-1/2" 45 ELL
40800026	1-1/2" Coupling



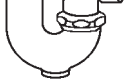
CAST TRAPS-BENT WALL TUBE WITH CLEANOUT

PART #	DESCRIPTION
40800013	1-1/4" 17 GA
40800014	1-1/2" 17 GA




CAST TRAP-GROUND JOINT SWIVEL ELBOW WITH CLEANOUT

PART #	DESCRIPTION
40800575	1-1/4" X 1-1/4" X 1-1/4" SPC outlet
40800022	1-1/2" X 1-1/2" X 1-1/2" SPC outlet



P.O. PLUGS-WROT W/BEAD CHAIN & STOPPER

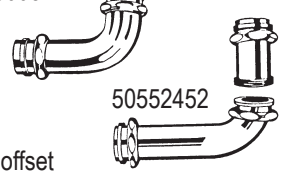
PART #	DESCRIPTION
50552156	1-1/4" X 5" 22 GA One Piece
40800248	1-1/4" X 8" 17 GA Two Piece



50552164 50552156

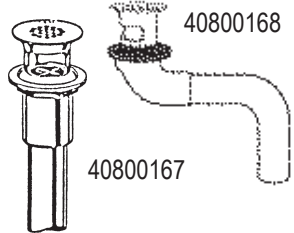
TANK BENDS

PART #	DESCRIPTION
40800574	2" X 6" X 8" 20 GA Tank Bend
50552452	2" X 6" X 8" 20 GA Repair Type Bend
50552456	2" x 1-1/2" x 6" Closet offset



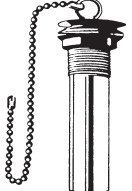
P.O. PLUG-CAST WITH PERFORATED STRAINER

PART #	DESCRIPTION
40800167	1-1/4" X 6" 17 GA One Piece
40800538	Wheelchair Lavatory Drain



C.O. PLUG - WROT LESS OVERFLOW

PART #	DESCRIPTION
40801073	1-1/4" X 5" 22 GA One Piece




HOUSTON
800/392-5066

ORLANDO
800/327-3022

GREENVILLE
800/476-2212

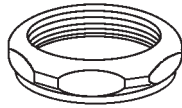
LOOK FOR US ON THE WEB AT: www.TMSSouth.com

WASTE & SUPPLY PRODUCTS

PVC TUBULAR

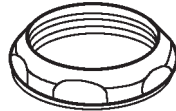
SLIP JOINT NUTS-CHROME PLATED BRASS

PART #	DESCRIPTION
44002500	1/2" X 9/16" CP
40800034	1-1/4" X 1-1/4" CP
40800035	1-1/2" X 1-1/4" CP
40801074	1-1/2" X 1-3/8" CP
40800036	1-1/2" X 1-1/2" CP
40800037	2" X 2" CP



SLIP JOINT NUTS-CHROME PLATED DIE CAST

PART #	DESCRIPTION
44732502	1/2" X 9/16" CP
44732506	3/4" X 9/16" CP
40800031	1-1/4" X 1-1/4" CP
40800032	1-1/2" X 1-1/4" CP
44732512	1-1/2" X 1-3/8" CP
40800033	1-1/2" X 1-1/2" CP
40800071	2" X 1- 1/2" CP
40800072	2" X 2" CP



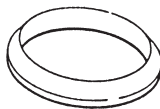
RUBBER SLIP JOINT WASHERS

PART #	DESCRIPTION
40950107	1-1/4" Rubber S.J. washer
40950102	1-1/4" Friction ring
40950008	1-1/2" Rubber S.J. washer
40950103	1-1/2" Friction ring
40950111	1-1/2" x 1-1/4" Rubber S.J. washer
44733016	1-1/2" x 1-3/8" Rubber S.J. washer
40950009	2" Rubber S.J. washer



POLY SLIP JOINT & TAILPIECE WASHERS

PART #	DESCRIPTION
40950003	1-1/4" Poly S.J. washer
40950004	1-1/2" Poly S.J. washer
40950119	1-1/2" x 1-1/4" Poly S.J. washer
40801104	2" Poly S.J. washer
40950002	1-1/2" Poly Tailpiece washer
40950115	1-1/4" vinyl S.J. washer, drip-free
40950110	1-1/2" vinyl S.J. washer, drip-free
40950135	1-1/2" vinyl tailpiece washer, drip-free

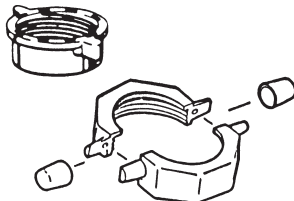


Flanged Tailpiece Washer



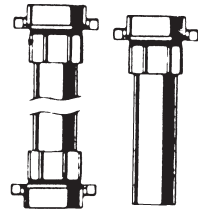
PVC SLIP JOINT NUTS

PART #	DESCRIPTION
40800625	1-1/4"
40800448	1-1/2"
40800651	1-1/4" Split nut
40801105	1-1/2" Split nut



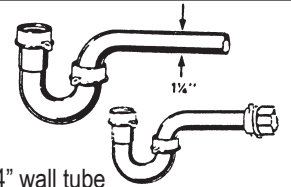
PVC EXTENSION TUBE – SLIP JOINT

PART #	DESCRIPTION
40800539	1-1/4" x 12" S.J.
40800571	1-1/2" X 8"
40800572	1-1/2" X 12"
40800505	1-1/2" X 16" Dble. S.J.
40801106	1-1/4" X 9" Flexible S.J.
50480756	1-1/4" X 6" Flexible Dble. S.J.
40801075	1-1/2" X 12" Flexible S.J.
40801108	1-1/2" X 6" Flexible Dble. S.J.
40800624	1-1/4" x 16" Dble. S.J.



P-TRAPS

PART #	DESCRIPTION
40800262	1-1/2" P-Trap w/ 1-1/4" wall tube comes with 1-1/2" X 1-1/4" washer
40800477	1-1/4" P-Trap with 1-1/4" wall tube
50551004	Same as 50551002 in polished brass
40800422	1-1/2" P-Trap



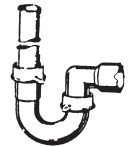
S-TRAPS

With slip joint adapter – comes with 1-1/2" X 1-1/4" washer.
 PART # 40801109 – 1-1/2"
 PART # 50551025 – 1", 1/4"
 PVC



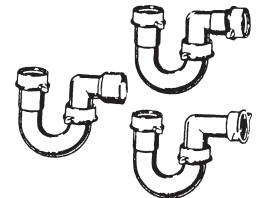
WASHING MACHINE TRAP

1-1/2" for solvent weld connection.
 PART # 50551036




SINK TRAPS & REPAIR TRAPS

PART #	DESCRIPTION
40801110	Slip joint inlet & outlet
40801077	For solvent weld conn.
50551042	For IPS connection



J-BENDS

PART #	DESCRIPTION
50551044	1-1/2' for sink trap
40801111	1-1/2"
40801112	1-1/2, 1-1/4 Flexible J-Bend
40801113	Flexible J-Bend
50480010	Flexible J-Bend



WALL BENDS

PART #	DESCRIPTION
40801079	1-1/4" X 7"
40801080	1-1/2" X 7"



TOTAL MAINTENANCE SOLUTIONS

HOUSTON
800/392-5066

ORLANDO
800/327-3022

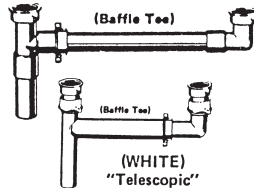
GREENVILLE
800/476-2212

LOOK FOR US ON THE WEB AT: www.TMSSouth.com

WASTE & SUPPLY PRODUCTS

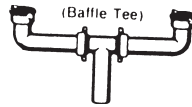
CONTINUOUS WASTE – END OUTLET

PART #	DESCRIPTION
50551102	1-1/2" X 16" Direct Conn.
50551104	1-1/2" X 16" Slip Joint
40800463	1-1/2" X 16" Either Way
50551108	1-1/2" X 21" Either Way
40800504	1-1/2" X 16" Either Way-Telescopic



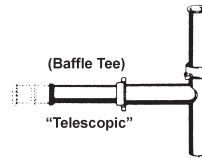
CONTINUOUS WASTE – CENTER OUTLET

PART #	DESCRIPTION
50551112	1-1/2" X 16" Direct Conn.
50551114	1-1/2" X 16" Slip Joint
40800570	1-1/2" X 16" Either Way



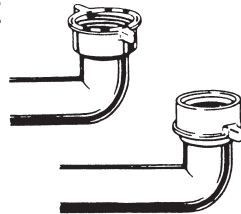
DISPOSER WASTE WITH BAFFLE TEE

PART #	DESCRIPTION
50551120	E.O. Slip Joint with telescopic arm & disp. gasket
50551155	Same as above but with dishwasher tailpiece



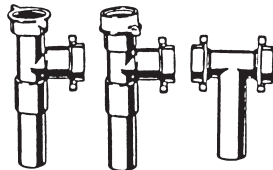
WASTE ARMS-CONTINUOUS WASTE

PART #	DESCRIPTION
50551130	1-1/2" X 7" Direct Conn.
50551132	1-1/2" X 15" Direct Conn.
50551134	1-1/2" X 20" Direct Conn.
50551140	1-1/2" X 7" Slip Joint
50551142	1-1/2" X 9" Slip Joint
40801081	1-1/2" X 15" Slip Joint
50551146	1-1/2" X 20" Slip Joint



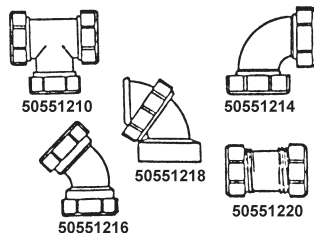
BAFFLE TEES

PART #	DESCRIPTION
40801082	End Outlet Direct Conn.
40800838	End Outlet Slip Joint
40801083	Center Outlet Slip Joint



ELLS, COUPLINGS & TEES

PART #	DESCRIPTION
40800850	Slip Joint Tee no baffle
40801085	Slip Joint 90 Ell
50551218	Slip Joint 90 Sink Trap Ell
40800851	Slip Joint 45 Ell
40801086	Slip Joint Coupling



ESCUTCHEONS


DEEP ESCUTCHEONS – FOR TUBULAR

PART #	DESCRIPTION
40801087	1-1/4" Tubular
40950138	1-1/2" Tubular



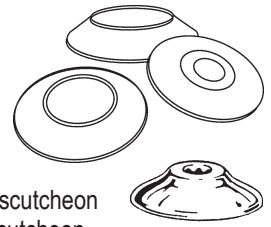
BOX ESCUTCHEONS – FOR TUBULAR

PART #	DESCRIPTION
40800290	1-1/4" Tubular
40800291	1-1/2" Tubular
40800292	2" Tubular



FLAT ESCUTCHEONS

PART #	DESCRIPTION
40801088	1-1/4" Tubular CP flat
40801089	1-1/2" Tubular CP flat
40801090	1-1/4" IPS CP flat
40801091	1-1/2" IPS CP flat
44005010	1/2" nom. P/B PVD flat escutcheon
44005015	1/2" IPS P/B PVD flat escutcheon
44005021	1-1/4" IPS PB/PVD flat
44005020	1-1/2" IPS PB/PVD flat
40800285	3/8" IP Flat chrome escutcheon
40800286	1/2" IP Flat chrome escutcheon
51940105	1/2" IP Flat polished brass escutcheon
40800309	1/2" Nom. (5/8" OD) Flat chrome escutcheon


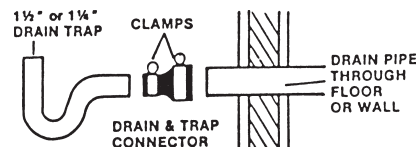


40801092	3/8" IP Deep chrome escutcheon
40801093	1/2" IP Deep chrome escutcheon
40801094	1/2" Nom. (5/8" OD) Deep chrome escutcheon



TRAP DRAIN ADAPTERS CI/PVC, COPPER X TUBULAR

PART #	DESCRIPTION
40800569	1-1/4" X 1-1/4" or 1-1/2" X 1-1/2" Tubular X Tubular
40800552	1-1/2" x 1-1/2" or 1-1/2" x 1-1/4" Tubular X Tubular
40800503	1-1/2" X 1-1/2" or 1-1/2" X 1-1/4" CI/PVC X Tubular
50260108	2" X 1-1/2" or 2" X 1-1/4" CI/PVC X Tubular



**TOTAL
MAINTENANCE
SOLUTIONS**

HOUSTON
800/392-5066

ORLANDO
800/327-3022

GREENVILLE
800/476-2212

LOOK FOR US ON THE WEB AT: www.TMSSouth.com

WASTE & SUPPLY PRODUCTS

TRAP ADAPTERS

PART #	DESCRIPTION
40851062	1-1/2" S.J. X 1-1/2" PVC Hub
40851123	1-1/4" or 1-1/2" S.J. X 1-1/2" PVC Hub
40851058	1-1/2" S.J. x PVC Spigot



EXTENSION TUBE – SOLVENT WELD

PART #	DESCRIPTION
50551284	1-1/2" X 12"



FLANGED SINK TAILPIECES

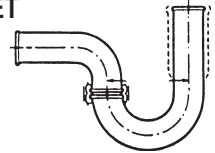
PART #	DESCRIPTION
50551250	1-1/2" X 1-7/8"
50551252	1-1/2" X 4"
50551254	1-1/2" X 6"
40800840	1-1/2" X 8"
40800841	1-1/2" X 12"
40800506	1-1/2" X 16" Dble. Flanged
50480760	1-1/2" X 12" Flexible Flanges Tlpc.



GLASS SWIVEL P-TRAP LONG OUTLET

P-Trap assembly comes with Bead-to-Bead coupling at the swivel joint.

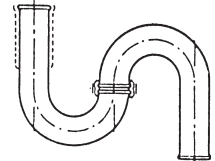
PART # 47782002	1-1/2" x 1-1/2"
PART # 47782004	2" x 2"



GLASS SWIVEL S-TRAP

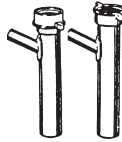
S-Trap assembly comes with Bead-to-Bead coupling at the swivel joint.

PART # 47782012	1-1/2" x 1-1/2"
PART # 47782014	2" x 2"



DISHWASHER BRANCH TAILPIECES

PART #	DESCRIPTION
50551230	1-1/2" X 8" D.C. w/ 3/4" hose conn.
50551232	1-1/2" X 8" S.J. w/ 3/4" hose conn.



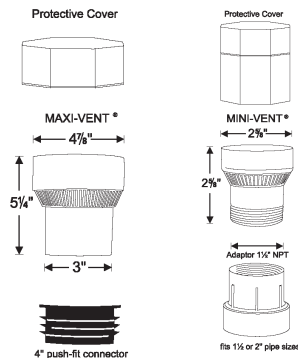
TRAP VENT

PART #	DESCRIPTION
50000500	Pro Vent 1-1/2" MPT Auto. Anti-Siphon



STUDOR VENTS

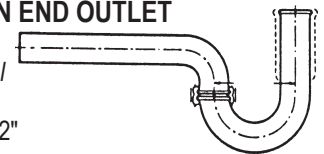
PART #	DESCRIPTION
40800420	Mini-vent (1-1/4-2")
40800561	Maxi-vent (3"-4")



GLASS SWIVEL P-TRAP PLAIN END OUTLET

P-Trap assembly comes with Bead-to-Bead coupling at the swivel joint. Plain end can be field cut.

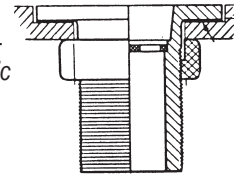
PART # 47782006	1-1/2" x 1-1/2"
PART # 47782008	2" x 2"



SINK OUTLET ASSEMBLY

Consists of sink strainer made of black fluorocarbon plastic, a black fluorocarbon plastic sink outlet, neoprene gasket and locknut.

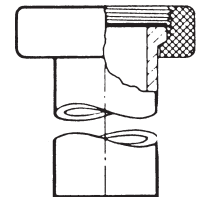
PART # 47781017	1-1/2"
PART # 47781016	2"



TAILPIECE ASSEMBLY

Annealed glass tailpiece can be field cut to exact length. Consists of a phenolic nut and glass tailpiece. Can be used on sink outlets having plastic or metal sink outlets having straight pipe threads. Gasket required between glass & metal.

PART # 47782020	1-1/2" x 6-1/2"
PART # 47782030	1-1/2" x 10-1/2"
PART # 47782040	1-1/2" x 6-1/2" tailpiece only

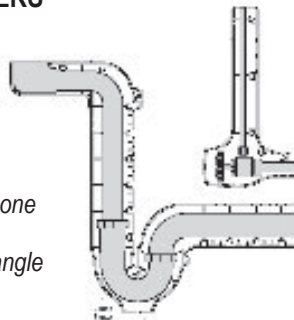


ADA UNDERSINK PIPING COVERS

(Clear pipe covers shown on page 17-9)

PART # 40800339	(white, double kit)
PART # 50551228	(white, single kit)

Single kit includes one P-trap cover, one angle valve and supply cover
Double kit includes one P-trap, two angle valve and supply covers



Did You Know?

By the time a person feels thirsty, his or her body has lost over 1 percent of its total water amount.



**TOTAL
MAINTENANCE
SOLUTIONS**

HOUSTON
800/392-5066

ORLANDO
800/327-3022

GREENVILLE
800/476-2212


LOOK FOR US ON THE WEB AT: www.TMSSouth.com

WASTE & SUPPLY PRODUCTS

DAHL MINI BALL VALVES

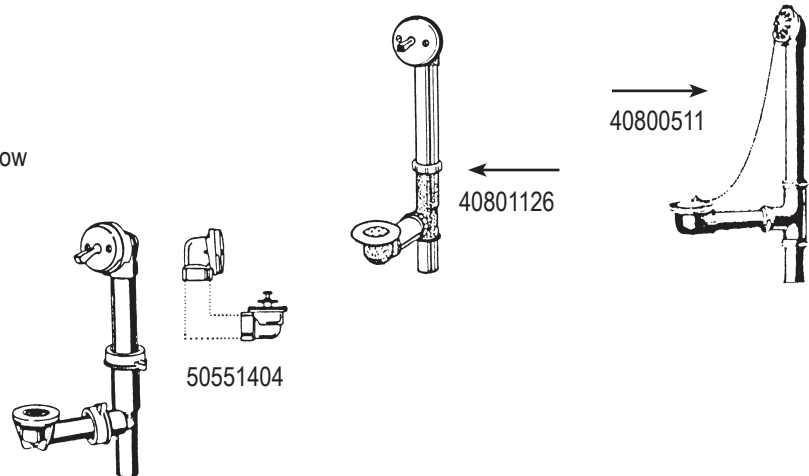
Quarter turn supply valves

PART #	DESCRIPTION
40300121	1/2" IP X 3/8" OD angle
40300124	1/2" IP x 3/8" OD straight
40300129	1/2" SWT x 3/8" OD angle
40300126	1/2" SWT x 3/8" OD straight
40300130	5/8" OD x 3/8" OD angle
40300127	5/8" OD x 3/8" OD straight
40800580	1/2" CPVC x 3/8" OD angle
51022044	1/2" CPVC x 3/8" OD straight
40300119	3/8" OD fem. comp. x 3/8" OD comp.
40800547	3/8" OD fem. comp. x 1/4" OD comp.
40801095	Dual straight, 3/8" OD compr. x 1/4" OD compr. x 1/2" FIP
51022087	Dual straight, 3/8" OD compr. x 3/8" OD compr. x 1/2" FIP



BATH WASTE & OVERFLOWS

PART #	DESCRIPTION
40800507	1-1/2" PVC Trip Lever waste
50551404	1-1/2" Sch. 40 PVC Half Bath Waste Lift & Turn
40801126	1-1/2" 20 GA Trip Lever waste & overflow
40800511	1-3/8" Waste & Overflow for Leg Tub
40801127	1-1/2" PVC Touch-Toe Waste



HOUSTON
800/392-5066

ORLANDO
800/327-3022

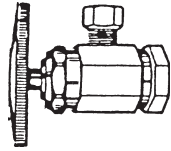
GREENVILLE
800/476-2212

LOOK FOR US ON THE WEB AT: www.TMSSouth.com

WASTE & SUPPLY PRODUCTS


ANGLE STOPS – IRON PIPE INLET

PART #	DESCRIPTION
40300105	3/8" IP x 3/8" OD CP Brass
40801061	3/8" IP x 1/2" OD CP Brass
40300106	1/2" IP x 3/8" OD CP Brass
51942015	1/2" IP x 3/8" OD Polished Brass
40800553	1/2" IP x 1/4" OD CP Brass
40800856	1/2" IP x 1/2" OD CP Brass



STRAIGHT STOPS – SWEAT INLET

PART #	DESCRIPTION
40800582	1/2" Swt x 3/8" OD CP Brass
51941040	Handle (oval)
40800464	Handle (round)
51000026	Handle screw




ANGLE STOPS – IRON PIPE INLET WITH LOCKSHIELD

PART #	DESCRIPTION
51942041	3/8" IP x 3/8" OD CP Brass
51942042	1/2" IP x 3/8" OD CP Brass



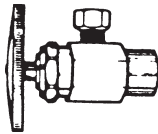
STRAIGHT STOPS – COMPRESSION INLET

PART #	DESCRIPTION
40800166	3/8" OD x 3/8" OD CP Brass
40800551	5/8" OD x 3/8" OD CP Brass
40300118	5/8" OD x 1/2" OD CP Brass



ANGLE STOPS – SWEAT INLET

PART #	DESCRIPTION
51942002	3/8" Swt x 3/8" OD CP Brass
40800471	1/2" Swt x 3/8" OD CP Brass
51942039	1/2" Swt x 5/8" OD CP Brass



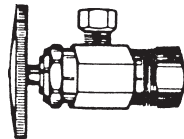
STRAIGHT STOPS – IRON PIPE INLET & OUTLET

PART #	DESCRIPTION
51942026	1/2" IP X 1/2" IP CP BRASS



ANGLE STOPS – COMPRESSION INLET

PART #	DESCRIPTION
51942034	5/8" OD x 1/4" OD CP Brass
40800489	5/8" OD x 3/8" OD CP Brass
51942070	5/8" OD x 3/8" OD P/B




THREE-WAY ANGLE STOPS

PART #	DESCRIPTION
51942028	1/2" IP Inlet x 3/8" OD x 1/4" OD
51942030	1/2" IP Inlet x 3/8" OD x 3/8" OD
51942032	1/2" Swt Inlet x 3/8" OD x 3/8" OD
51942040	5/8" Nom Inlet x 3/8" OD x 3/8" OD



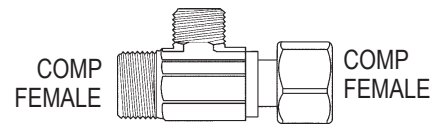
ANGLE STOPS-CPVC INLET

PART #	DESCRIPTION
40800490	1/2" CPVC x 3/8" OD CP Brass
51000024	Stem (long)



EZ CONNECT – COMP MALE X COMP FEM X COMP MALE

40800487	3/8 x 3/8	COMP MALE
40800524	3/8 x 1/4	COMP MALE




STRAIGHT STOP – CPVC INLET

PART #	DESCRIPTION
40800526	1/2" CPVC x 3/8" OD, straight stop




STRAIGHT STOPS – IRON PIPE INLET

PART #	DESCRIPTION
40300108	3/8" IP x 3/8" OD CP Brass
40800164	3/8" IP x 1/2" OD CP Brass
40800525	1/2" IP x 3/8" OD CP Brass
40300110	1/2" IP x 1/2" OD CP Brass
51000018	Stem (short)
51000020	Bonnet
40800628	Packing



CHROME PLATED LEG TUB SUPPLIES

PART #	DESCRIPTION
40800522	Off set Supplies for leg tub (pair)
51731010	Bathcock elbows
44732506	Top nut
40850132	Top nut washer
44732502	Bottom nut
40850131	Bottom nut washer



TOTAL MAINTENANCE SOLUTIONS

HOUSTON
800/392-5066

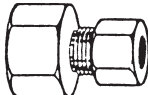
ORLANDO
800/327-3022


GREENVILLE
800/476-2212

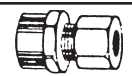
LOOK FOR US ON THE WEB AT: www.TMSSouth.com


WASTE & SUPPLY PRODUCTS


**COMPRESSION FITTINGS FOR
3/8" & 1/2" O.D. TUBING**


PART #	DESCRIPTION	
40801130	3/8" Comp. x 3/8" FIP Chrome	
40800168	3/8" Comp. x 1/2" FIP Chrome	
40801131	1/2" Comp. x 3/8" FIP Chrome	


PART #	DESCRIPTION	
40801132	3/8" Comp. x 3/8" MIP Chrome	
51941108	3/8" Comp. x 1/2" MIP Chrome	
40800632	1/2" Comp. x 1/2" MIP Chrome	
40801133	1/2" Comp. x 3/8" MIP Chrome	


PART #	DESCRIPTION	
40801134	3/8" Comp. x 1/2" OD Swt. Chrome	

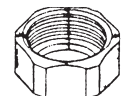
PART #	DESCRIPTION	
40800170	3/8" Comp. x 3/8" FIP Chrome Ell	
40801135	1/2" Comp. x 3/8" FIP Chrome Ell	

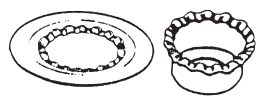
PART #	DESCRIPTION	
40900290	3/8" Chrome compression nut	
40900291	1/2" Chrome compression nut	

PART #	DESCRIPTION	
40900003	3/8" Brass compression sleeve	
40900005	1/2" Brass compression sleeve	
40800601	3/8" Neoprene compression sleeve	
40800523	3/8" Plastic (Delrin) compression sleeve	
40800631	1/2" Plastic (Delrin) compression sleeve	
40800600	1/4" Plastic compression sleeve	
40901003	1/4" OD Brass compression insert	
40902347	3/8" OD Brass compression insert	
40900991	1/2" OD Brass compression insert	
51388008	5/8" OD Brass compression insert	


PART #	DESCRIPTION	
40800458	Press-on washer for stop stem	

PART #	DESCRIPTION	
40801136	Closet supply plastic nose piece, 3/8" OD	


PART #	DESCRIPTION	
40800454	1/2" Brass basin nut	
40150126	1/2" Plastic nut	

PART #	DESCRIPTION	
40800529	Flat Rosette	
40800629	Deep (3/4") Rosette	


C/P LAVATORY SUPPLIES – WITH FORMED NOSEPIECE

PART #	DESCRIPTION	
40801137	3/8" OD x 12"	
51941004	3/8" OD x 15"	
40800227	3/8" OD x 20"	
51941007	3/8" OD x 20" Polished Brass	
40801138	3/8" OD x 30"	
51941010	3/8" OD x 36"	
40801139	1/2" OD x 20"	


C/P LAVATORY SUPPLIES WITH FORMED NOSEPIECE CORRUGATED

PART #	DESCRIPTION	
51941003	3/8" OD x 12"	
51941005	3/8" OD x 20"	


C/P SINK SUPPLIES – THREADED 1/2" MIP (TAPPED 1/4" FIP)

PART #	DESCRIPTION	
51941034	3/8" OD x 1/2" MIP x 20"	
51941036	1/2" OD x 1/2" MIP x 20"	

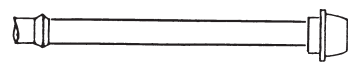
C/P CLOSET SUPPLIES WITH PLASTIC INSERT

PART #	DESCRIPTION	
40800231	3/8" X 12"	
51941013	3/8" X 12" Polished Brass	
40800232	3/8" x 20"	
40800233	1/2" x 12"	
40800234	1/2" x 20"	


C/P CLOSET SUPPLIES WITH FORMED NOSEPIECE CORRUGATED

PART #	DESCRIPTION	
51941011	3/8" x 12"	

LAVATORY SUPPLIES - PEX

PART #	DESCRIPTION	
40800549	3/8" x 12"	
40800486	3/8" x 20"	
40800550	3/8" x 30"	
40800457	3/8" x 36"	
40801153	1/2" x 12"	
40800461	1/2" x 20"	

CLOSET SUPPLIES – PEX

PART #	DESCRIPTION	
40800581	3/8" x 12"	
40800456	3/8" x 20"	
51941031	1/2" x 15"	



HOUSTON 800/392-5066 **ORLANDO** 800/327-3022 **GREENVILLE** 800/476-2212

LOOK FOR US ON THE WEB AT: www.TMSSouth.com

WASTE & SUPPLY PRODUCTS

LAVATORY CONNECTORS – BRAIDED STAINLESS STEEL

PART #	DESCRIPTION
40800259	3/8" Comp. nut x 9"
40800236	3/8" Comp. nut x 12"
51021004	3/8" Comp. nut x 20"
40800261	3/8" Comp. nut x 30"
40800578	1/2" Comp. nut x 20"
40800483	3/8" Comp. nut x 3/8" Comp. Coupling x 12"
40800484	3/8" Comp. nut x 3/8" Comp. Coupling x 20"
40800485	3/8" Comp. nut x 3/8" Comp. nut x 12"
40800519	3/8" Comp. nut x 3/8" Comp. nut x 20"
40800236	12" supply, w/ washers
40800238	20" supply, w/ washers

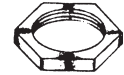


BRAIDED STAINLESS STEEL APPLIANCE CONNECTORS

PART #	DESCRIPTION
40800513	3/8" Comp. nut x 40" – dishwasher
40800252	3/8" Comp. nut x 72" – dishwasher
40800514	1/4" Comp. nut x 84" – icemaker


LOCKNUTS

PART #	DESCRIPTION
40800598	Brass Locknut, basin
51000048	Die Cast Locknut, basin
40150126	1/2" Plastic locknut



LAVATORY CONNECTORS – REINFORCED PVC

PART #	DESCRIPTION
40800480	3/8" Comp. nut x 12"
40800468	3/8" Comp. nut x 20"
40800630	3/8" Comp. nut x 30"
40800542	1/2" Comp. nut x 12"
51001007	3/8" OD x 3/8" comp. coupling x 12"
40800481	1/2" Comp. nut x 20"
51001009	1/2" FIP x 1/2" FIP x 24"

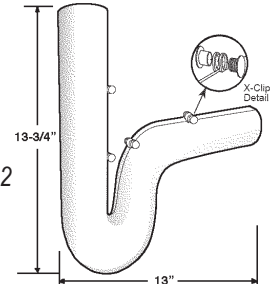


ADA UNDERSINK PIPING COVERS

(White pipe covers shown on page 17-5)


PART # 40800340 (clear, double kit)

Double kit includes one P-trap cover and 2 valve and supply covers with hardware



CLOSET CONNECTORS – REINFORCED PVC

PART #	DESCRIPTION
40800599	3/8" Comp. nut x 9"
40800512	3/8" Comp. nut x 12"
40800576	3/8" Comp. nut x 20"
40801141	1/2" Comp. nut x 12"
40801142	1/2" Comp. nut x 20"



S/S SOFT CONE WASHER SUPPLY LINES

PART #	DESCRIPTION
51021101	9" Soft-Cone S/S Faucet Connector
40800515	12" Soft-Cone S/S Faucet Connector
40800435	16" Soft-Cone S/S Faucet Connector
40800470	20" Soft-Cone S/S Faucet Connector
40800380	9" Soft-Cone S/S Closet Connector
40800517	12" Soft-Cone S/S Closet Connector
40800545	16" Soft-Cone S/S Closet Connector
51021112	20" Soft-Cone S/S Closet Connector
40800546	16" Soft-Cone S/S Closet Connector 1/2" x 1/2" FPT

CLOSET CONNECTORS – BRAIDED STAINLESS STEEL

PART #	DESCRIPTION
40800543	3/8" Comp. nut x 9"
40800381	3/8" Comp. nut x 12"
40800544	3/8" Comp. nut x 20"
40800383	1/2" Comp. nut x 12"
40800521	12" supply, w/ washers
40800247	20" supply, w/ washers



Did You Know?

Pure water (solely hydrogen and oxygen atoms) has a neutral pH of 7, which is neither acidic nor basic.

– Allaboutwater.org



TOTAL MAINTENANCE SOLUTIONS

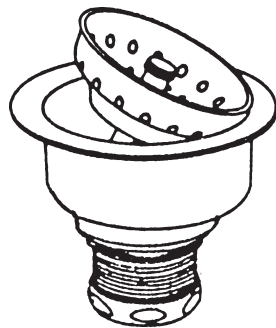
HOUSTON
800/392-5066

ORLANDO
800/327-3022

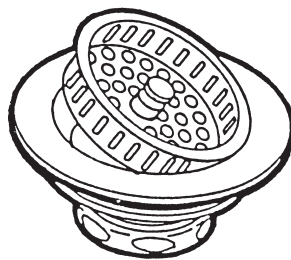
GREENVILLE
800/476-2212

LOOK FOR US ON THE WEB AT: www.TMSSouth.com

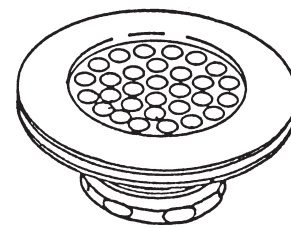
WASTE & SUPPLY PRODUCTS



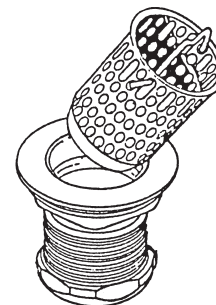
PART # **DESCRIPTION**
 40800423 Cup Style strainer. Economy model. Deep drawn S/S construction. Fits 3-1/2" to 4" drain opening
 47001027 Basket only
 40800159 Cup style strainer. Deluxe model. Buffed & Polished – Chrome nickel. Stainless Steel body. Stainless steel basket. Fits 3-1/2" to 4" opening.
 47001038 Basket only




PART # **DESCRIPTION**
 40800158 Chrome plated brass body. Deluxe model. Stainless steel basket with neoprene stopper. Fits 3- 1/2" to 4" drain opening.
 40800534 All stainless steel. Economy model. Fits 3-1/2" to 4" drain opening.
 40800596 Basket only



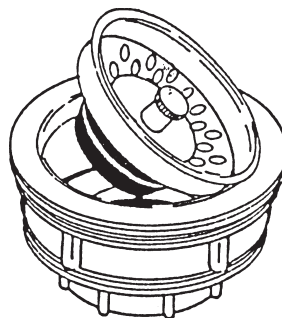
PART # **DESCRIPTION**
 40800379 4-1/2" Flat Top Sink Strainer for 3" to 3-1/2" outlet. Reversible locknut for use on S/S or cast iron sinks.



PART # **DESCRIPTION**
 47001013 Bar Sink Strainer, brass body with S/S crumb cup. Length 2-1/2"
 40800175 Basket only



PART # **DESCRIPTION**
 40800498 Spin & Seal Basket Sink Strainer Assy. Heavy duty construction with S/S basket & reversible locknut.
 47003008 Basket only



PART # **DESCRIPTION**
 40800565 Hi-Impact polypropylene basket sink strainer. All wearing parts are made of stainless steel.
 47009003 Basket only



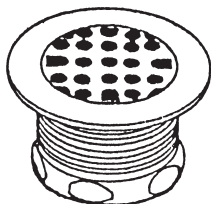
SINK STRAINER LOCKNUTS
PART # 40801144 Die Cast 3-3/8"
PART # 44677006 Die Cast 1-1/2"



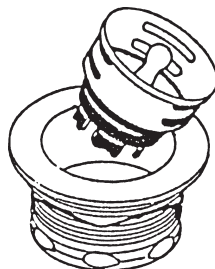
TAILPIECE WASHER
PART # 40950002 1-1/2" flanged



STRAINER GASKETS & FRICTION RINGS
PART # **DESCRIPTION**
 40950130 Rubber Gasket 4-1/2" x 3-1/2" x 1/8"
 40800616 Plastic ring 4-3/8" x 3-1/2" x 1/16"
 40801145 Galvanized ring



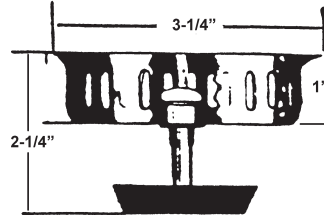
PART # **DESCRIPTION**
 40800160 Duplex Strainer. Designed for use in bar sinks and mobile homes. Stainless steel construction. For sinks with 2-1/2" opening.



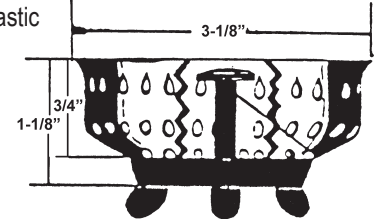
PART # **DESCRIPTION**
 40800161 Junior Duo Bar Sink Strainer with Basket. For 2" to 2-1/2" opening. Length 1-1/8"
 40800839 Basket only

WASTE & SUPPLY PRODUCTS

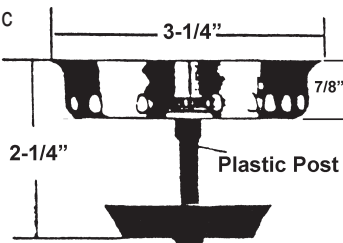
Stainless steel basket with metal post and black rubber stopper.
PART # 40800465



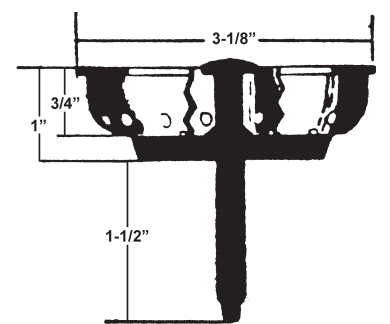
Stainless steel basket with plastic post and rubber stopper.
Sterling
PART # 40801147



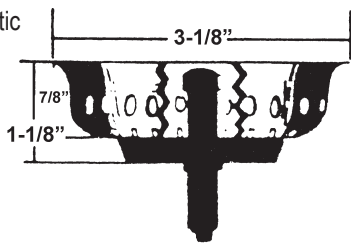
Stainless steel basket with plastic post and black rubber stopper.
PART # 47991018



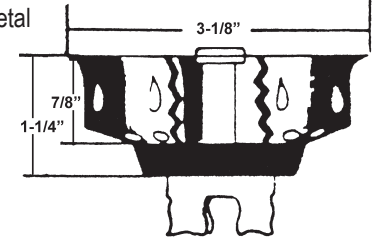
Stainless steel basket with plastic post and black rubber stopper.
PART # 40801148



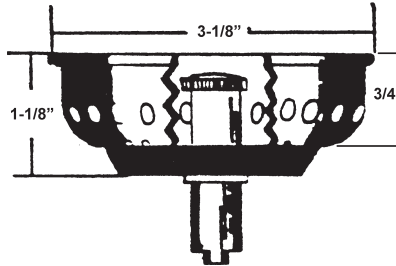
Stainless steel basket with plastic post and rubber stopper.
PART # 40800596



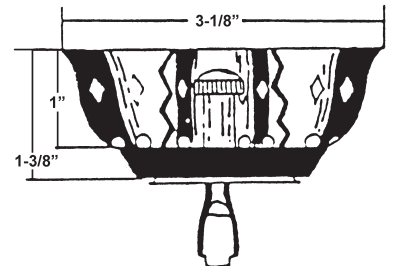
Stainless steel basket with metal post and rubber stopper.
PART # 47001036



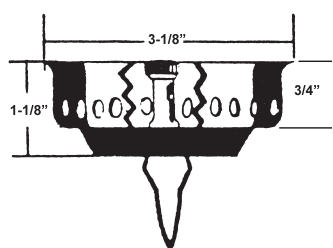
Stainless steel basket with metal post and rubber stopper.
PART # 40800843



Stainless steel basket with metal post and rubber stopper. Replaces American Standard 13604-02 & 55781-07.
PART # 47001038

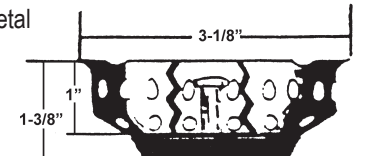


Stainless steel basket with metal post and S/S clip closure. Top of basket to tip of clip is 2-7/8"
PART # 40801146

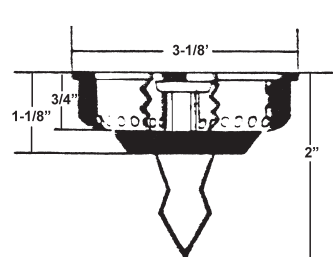


Same as 47001027 except top of basket to tip of clip is 2".
PART # 40800447

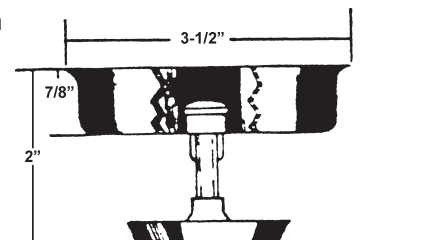
Stainless steel basket with metal post and rubber stopper.
PART # 40800621



Stainless steel basket with metal post and plastic clip closure.
Dearborn
PART # 47001032



Stainless steel basket with metal post and stopper.
Kohler 30122
PART # 40800174



**TOTAL
MAINTENANCE
SOLUTIONS**

HOUSTON
800/392-5066

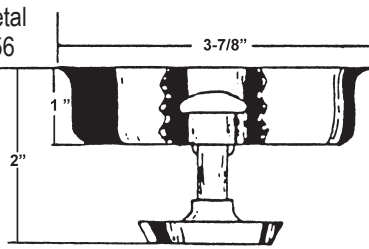
ORLANDO
800/327-3022

GREENVILLE
800/476-2212

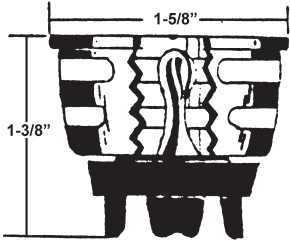
LOOK FOR US ON THE WEB AT: www.TMSSouth.com

WASTE & SUPPLY PRODUCTS

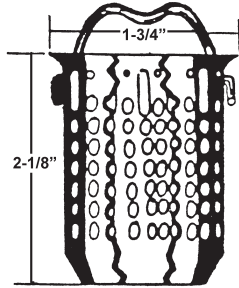
Stainless steel basket with metal post and stopper. Kohler 38556
PART # 09892380



Stainless steel basket with metal post and rubber stopper. Jr. DUO
PART # 40800839



Stainless steel crumb cup basket with handle.
PART # 40800175



Sink type strainer with post 1-1/2" Dia.
PART # 40800176




Basin type strainer less post 1" Dia.
PART # 40800650



Basin type strainer less post 1-1/2" Dia.
PART # 40800177

Strainer with 3 prongs 1-7/8" Diameter
PART # 40800178



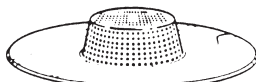
Strainer with 3 prongs 1-5/8" Diameter
PART # 40800849

Skirted strainer. 2-3/4" diameter. Shoulder grips inside of drain. Material CP steel
PART # 40801149



Hair Snare drain guard. Prevents hair from clogging drains. Fits any sink, tub or shower.
PART # 44166504

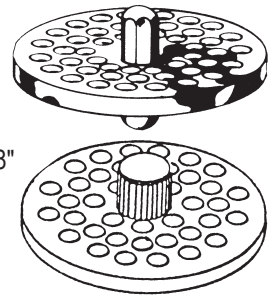
FOR STAINLESS STEEL
SEE 16-12



Suction Sink stopper. 5" diameter Fit-All
PART # 40950139



Garbage Disposal Strainer. Stops any solids or valuable objects from falling into the disposal. Diameter 3-1/4"
PART # 44006524




Same as 44006524 but diameter is 3-1/8"
PART # 44166524

Fit-All kitchen sink and disposal stopper. White vinyl with knob.
PART # 40800593



- | PART # | DESCRIPTION |
|----------|--|
| 40801150 | Replacement Disposal Shield 3-5/16" O.D. x 13/16" high |
| 40801151 | In-Sink-Erator Disposal Shield OEM 1439 |
| 44006515 | In-Sink-Erator Disposal Shield OEM 8302 |
| 44006532 | G.E. Disposal Shield OEM WC3X89 |



44006512



44006514




44006515

DISPOSAL GASKET

Fits most garbage disposals. Made of Neoprene
PART # 40801152



DISPOSAL ELL
1-1/2" ABS
PART # 44006520



DISPOSAL FLANGE
PART # 44006502

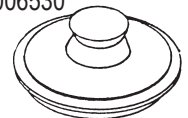
DISPOSAL CONNECTOR

Made of rubber with four clamps of varying sizes to connect dishwasher to disposal.
PART # 40800088



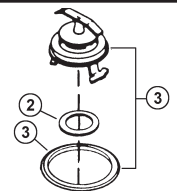
DISPOSAL STOPPER

Fits most disposals.
PART # 44006516
G.E. disposal stopper
PART # 44006530



IN -SINK-ERATOR LOCK STOPPER ASSY.

- PART # 44006506
- PART # 44001144
- PART # 44006508



HOUSTON
800/392-5066

ORLANDO
800/327-3022

GREENVILLE
800/476-2212

LOOK FOR US ON THE WEB AT: www.TMSSouth.com